



product guarantee¹



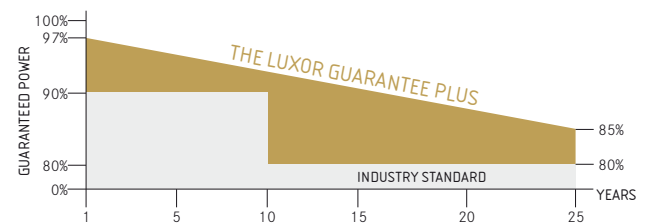
linear performance guarantee¹



ECO LINE

M72/190 – 210 W

Monocrystalline module family



Longlife tested



Power proofed



Safety provided



Selection of components



Cross-linking degree test



Performance surplus of 0 Wp to 6.49 Wp



Imp sorting



Special packing to avoid micro cracks in the cells



German warrantor

Wherever flexibility is especially sought after, this solar module is in top form. With its dimension in a 1:2 ratio, it can always be optimally arranged in every roof covering and open-field installation. Our 72-cell module portrays a positive image with plus tolerances of 0 Wp to 6.49 Wp, through exemplary energy output. This is achieved through high-quality solar cell with an efficiency up to 20.6% at the best possible low light behaviour.

A durable plug-in connection guarantees reliable power contact for every weather. Compatible with current assembly systems through the torsionally stiff and corrosion-free hollow-section frame made of anodised aluminium. Manufactured according to German standards each Luxor photovoltaic module is marked by a special level of durability and reliability.

ECO LINE M 72/190-210W

Monocrystalline module family

Electrical data	LX-190M	LX-195M	LX-200M	LX-205M	LX-210M
Rated power P _{mpp} [Wp]	190.00	195.00	200.00	205.00	210.00
P _{mpp} range from	190.00	195.00	200.00	205.00	210.00
P _{mpp} range to	196.49	201.49	206.49	211.49	216.49
Rated current I _{mpp} [A]	5.26	5.31	5.37	5.43	5.49
Rated voltage V _{mpp} [V]	36.14	36.74	37.26	37.78	38.32
Short-circuit current I _{sc} [A]	5.69	5.77	5.85	5.93	6.01
Open-circuit voltage U _{oc} [V]	43.66	43.89	44.12	44.35	44.58
Efficiency at STC	14.90%	15.29%	15.68%	16.08%	16.49%
Efficiency at 200 W/m ²	14.48%	14.86%	15.24%	15.63%	16.02%
NOCT [°C]	45 ± 2°C	45 ± 2°C	45 ± 2°C	45 ± 2°C	45 ± 2°C

Specification as per STC (Standard test conditions): irradiance 1000 W/m² | module temperature 25°C | AM = 1,5
NOCT (nominal operating cell temperature): irradiance 800 W/m² | wind speed 1 m/sec | temperature 20°C | AM = 1,5

Limiting values	LX-190M / LX-195M / LX-200M / LX-205M / LX-210M
Max. system voltage [V]	1000 V
Max. return current [I]	12A
Temperature range	-40 to 85°C
Snow-load zone ²	approval up to SLZ 3 (according to DIN 1055)
Max. pressure load (static)	5400 Pa

Temperature coefficient	LX-190M / LX-195M / LX-200M / LX-205M / LX-210M
Temperature coefficient [V] [I] [P]	-0.35% /°C 0.04% /°C -0.45% /°C

Specifications	LX-190M / LX-195M / LX-200M / LX-205M / LX-210M
Number of cells (matrix)	6 x 12, three strings connected in series
Cell size	125 mm x 125 mm (diagonal: 165 mm)
Module dimensions (L x W x H) ² Weight	1,580 mm x 808 mm x 35 mm 15.0 kg
Front-side glass	3.2 mm hardened solar glass with low iron content
Frame	stable, anodised aluminium frame in a hollow-section design
Socket	plastic (PPO), IP65, ventilated and strain-relieved
Diodes	3 Schottky diodes 12A/45V
Cable	4 mm ² solar cable, cable length 1.0 m
Plug-in connection	high-quality plug-in system, (IP65) MC4 or equivalent
Hail test (max. hailstorm)	∅ 45 mm impact velocity 23 m/s
General technical approval	classified according to DIN EN 13501-5 as B _{ROOF} (ti)

Packing	LX-190M / LX-195M / LX-200M / LX-205M / LX-210M
Packing unit	28 modules, 2 I _{mpp} classes 28 PU/40' container
Dimensions (L x W x H) Weight	168 cm x 110 cm x 105 cm 496 kg gross

The specifications and average values can vary slightly. What is important is the corresponding data of the individual measurement. Specifications are subject to change without notice. Measurement tolerance: rated power +/- 3%, other values +/- 10%, all information in this data sheet corresponds to DIN 50380. A potential light-induced degradation of the power after commissioning is not considered here, other information can be found in the installation guidelines.

1 The specific warranty conditions are given under www.luxor-solar.com/download.htm

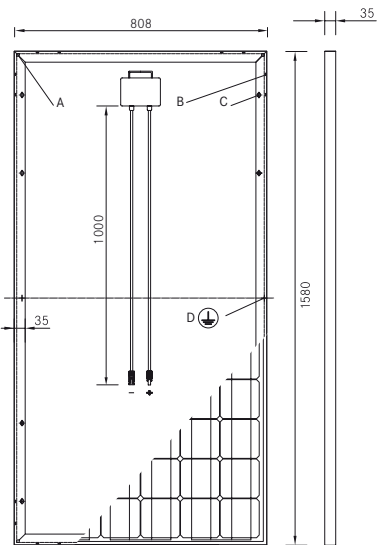
2 For standing installation

3 Tolerance L/W = +/- 3 mm, H = the dimensions given in the order confirmation will be decisive

4 Location on request

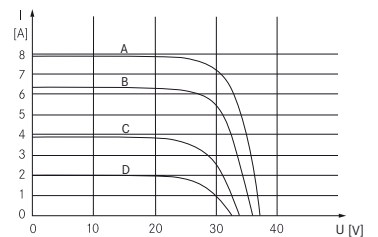
Luxor, your specialised company

Back view/ Front view/ Side view³

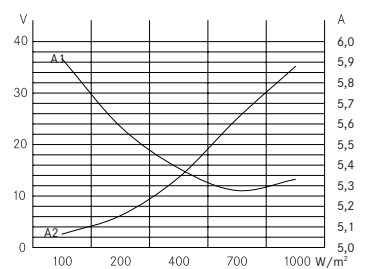


- A: 4 x drainage 10*10 mm
- B: 16 x ventilation aperture 3*7 mm
- C: 8 x mounting hole⁴ d = 7 mm
- D: 2 x earthing d = 2 mm

Characteristics



A: 1000 W/m² | B: 800 W/m² | C: 600 W/m²



A1: I_{mpp} | A2: V_{mp}

Guidelines: 2006/95/EG-2006/95/EC, 89/336/EWG-89/336/EEC, 93/68/EWG-93/68/EEC



IEC
IEC 61215
IEC 61730



The validity of the certificates/listings for a specific country has to be examined under:
www.luxor-solar.com/download.htm