








Technical data

Roof anchor version	width base plate	height under bracket	position bracket height	application
CrossHook 2 	150 mm	fix	-	tiled roof, concrete roofing tile BS EN 490
CrossHook 3S 	100 mm	40/47/54 mm	-	tiled roof, also small rafters
CrossHook 4S 	100 mm	40/47/54 mm	adjusting range 30 mm	tiled roof, also small rafters
CrossHook 2M 	35 mm	fix	adjusting range 30 mm	Bitumen / metal sheet roof
CrossHook 2F 	35 mm	fix	adjusting range 30 mm	tiled roof with over rafter insulation (with construction board)
CrossHook 2G 	100 mm	40/47/54 mm	adjusting range 30 mm	metal sheet tiled roof
CrossBoard 	400/800/1200 mm	40/47/54 mm	-	tiled roof with over rafter insulation
CrossFinger 3S 	see CrossBoard	40/47/54 mm	-	tiled roof with over rafter insulation in combination with crossboard
CrossFinger 4S 	see CrossBoard	40/47/54 mm	adjusting range 30 mm	tiled roof with over rafter insulation in combination with crossboard

Mounting systems for solar technology



SERVICE-HOTLINE
+49 (0)7159 42059-0
www.k2-systems.com

Produktblatt DH CH-Familie | GB3 | 1014 | Subject to change
 Product illustrations are exemplary illustrations and may differ from the original.



K2 SYSTEMS
SLOPED ROOF SYSTEMS
CROSSHOOK-CROSSRAIL SYSTEM

CROSSHOOK-CROSSRAIL SYSTEM

- ↪ The CrossHook product family offers the perfect solution for almost all applications
- ↪ All roof fasteners provide easy and quick installation with optimal accessibility completely from above for the use of K2 Climber and K2 CrossRail
- ↪ Excellent corrosion resistance due to high-quality aluminium alloys
- ↪ Divided support feet ensure optimum load distribution for the K2 CrossHook 3S, 4S, 2G and K2 CrossBoard variants
- ↪ Suitable for narrow rafter widths
- ↪ Lateral, stepless adjustability thanks to tight fit for the K2 CrossHook 3S,4S, 2G and K2 CrossBoard variants
- ↪ Very easy to install with simple system components
- ↪ Modular design suitable for any system size
- ↪ High level of flexibility due to adjustability of bracket height by 30 mm for the 4S, 2M and 2F variants
- ↪ Base plate with 3 adjustable height settings (40/47/54 mm) for universal use for different batten/tile heights for the 3S, 4S, 2G and K2 CrossBoard variants

Technical data

Field of application	Sloped roof 5-75°
Roofing	Pan tiled roofs, steel roofing sheets, bitumen, tin roofs
PV modules	Suitable for all standard framed module types
Module orientation	Portrait / landscape (with cross bracing)
Material	Aluminium (EN AW-6063 T66)
Connecting elements	Stainless steel A2-70
Roof connection	Screw connection
Static principles	Determination of load capacity values by independent test institutes, Screw connection Eurocode 5
Load assumption in accordance with	DIN EN 1991 (Eurocode 1)
System components	K2 CrossHook 3S, 4S, 2M, 2G, 2, 2F, K2 Crossboard with K2 CrossFinger 3S or 4S, K2 Climber, K2 CrossRail range, end and mid clamp set, rail connector, Allen bolts, M K2



Detail illustration - adjustable height settings CrossHook 3S



Explosion drawing - CroosHook 3S